

## MANUAL: SCBS GLOBAL TRADE

After downloading an online trading program “SCBS GLOBAL TRADE” already, it’s time to bring investors to an introduction of its program.

### 1. GETTING STARTED, SELECTING YOUR WORKPLACE SCBS GLOBAL TRADE



- 1.1) Choose Workspace: Click File on the top menu bar, select Workspace, choose Blank Workspace or New to start.
- 1.2) New Workspace is a menu of pre-set templates for your selection.
- 1.3) Blank Workspace allows you to customize your workspace according to your preference.

**Remark:** For your safety in using SCBS GLOBAL TRADE, it is suggested to set a program as “disabled mode”.



Investors can start using this program by pressing “Enable Trading”



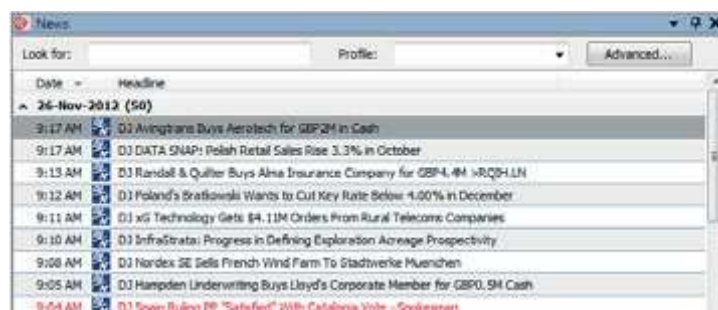
After finished using SCBS GLOBAL TRADE program, it is strongly recommended to press “Disable Trading” for a safety.

## 2. News & Economic Calendar

2.1) Investors can actually follow news and economic calendar by clicking “News”



2.2) News – let’s begin with “News”, investors can sort it by country or by news providers.



2.3) Economic Calendar – it can sort Economic Calendar by country, by date and/ or by key economic announcements.



## 3) Add Charts

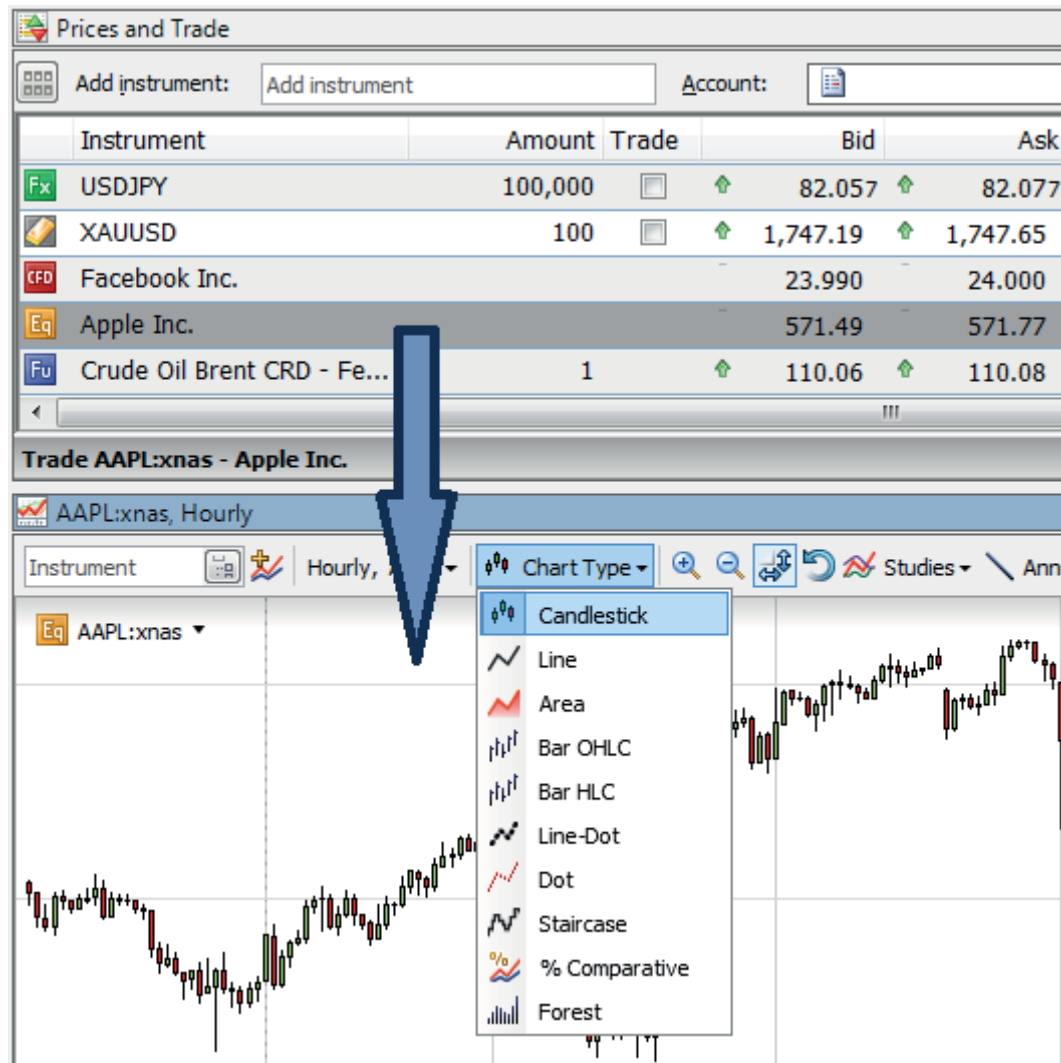
3.1) Click “Trading” from top menu bar, select “Chart”

3.2) The chart displayed by default is always EURUSD.

3.3) Select instrument from “Prices & Trade” panel (e.g. Apple Inc), drag and drop instrument on to chart space; the price chart for Apple Inc pops up.

3.4) Re-scale price line: Click on chart line; you can shift the chart line freely.

3.5) Customize chart scale: Click on either the x-axis or y-axis to drag in/out the chart scale.

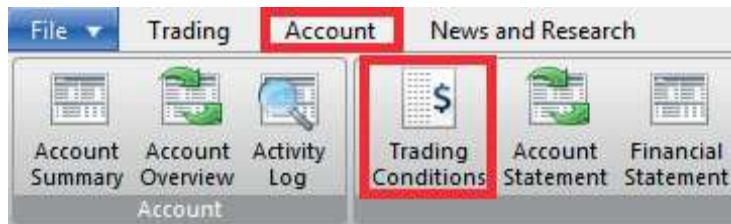


#### 4) Monitor Trading Condition

4.1) Trading Conditions show the costs and trading conditions per asset class.

4.2) Click "Account", select "Trading Conditions" (as the picture below :)

4.3) To view trading conditions, select list type by Product Class: For stocks (view by Stock Exchange)



Trading Conditions

Account : Client :

Please select a list type: Forex Trading Conditions

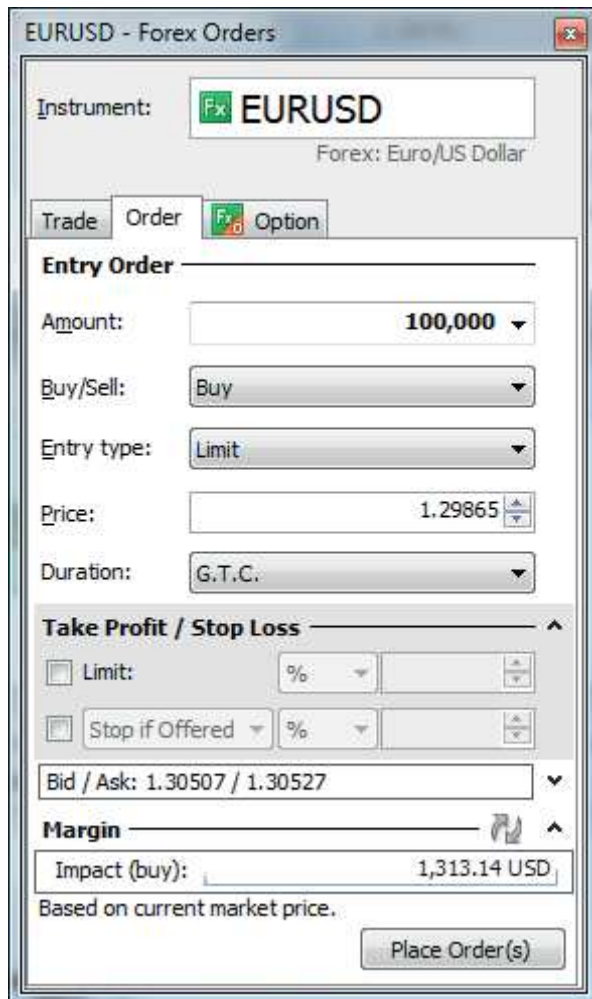
Forex Trading Conditions

Cross	Sector	Margin Requirement <sup>1</sup>	Min. Trade Size	Commission Threshold	Commission (Below Commission Threshold)	FX Forward, Streaming Amount	Trade Size (up to)	Target Spread <sup>2</sup>
AUDCAD	Major	2.0%	AUD 5,000	AUD 100,000	USD 10	RFQ only	AUD 2,000,000	0.00200
							AUD 4,000,000	0.00100
							AUD 8,000,000	0.00110
							+ AUD 8,000,000	(RFQ) 0.00110
AUDCHF	Major	4.0%	AUD 5,000	AUD 100,000	USD 10	RFQ only	AUD 3,000,000	0.00200
							AUD 6,000,000	0.00100
							AUD 12,000,000	0.00110
							+ AUD 17,000,000	(RFQ) 0.00110

## 5) Place Your Orders

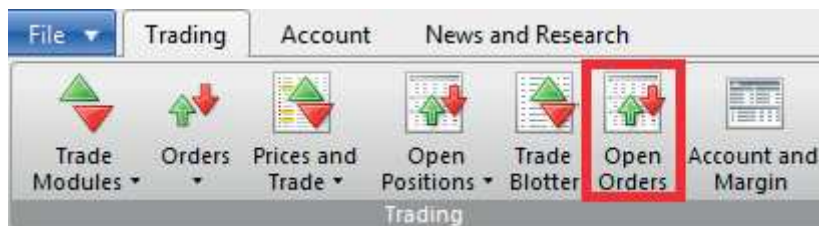
- 5.1) Click on “Trading” on the top menu bar, if your platform is in Disable Trading mode, please click “Enable Trading” to enable trade.
- 5.2) On “Prices and Trade” panel, right click on chosen product and select “Trade Ticket” (see picture below :)
- 5.3) Trade Ticket will pop up and then click on “Order”.
- 5.4) Investors must make the necessary changes and confirm them before clicking on “Place Order(s)”.



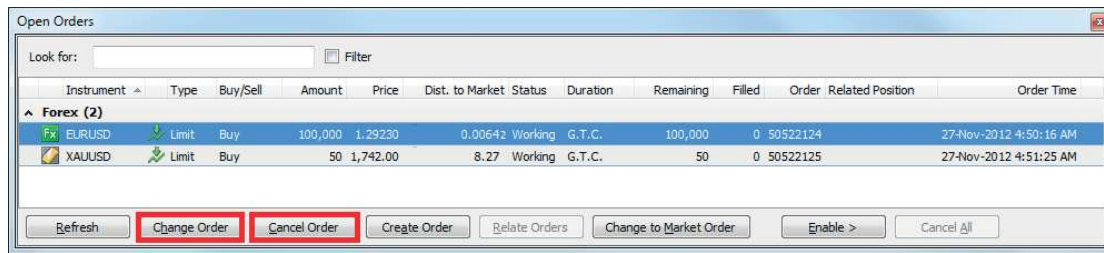


## 6) Change and Edit Your Orders

6.1) Click “Trading”, then select “Open Orders”



6.2) To change or cancel an order, click on an order followed by “Change Order” or “Cancel Order”. Be sure to confirm any changes or cancellations.



## 7) Manage Your Account

### 7.1) Click “Account”, select “Account Summary”

Cash and Positions Summary		USD	Margin Summary		USD
Non-margin positions		0.00	Account value		100,034.00
Unrealised margin profit/loss		34.00	Other collateral		0.00
Cost to close		0.00	Not available as margin collateral		0.00
Unrealised value of positions		34.00	Used for margin requirements		-1,298.74
Cash Balance		100,000.00	Available for Margin Trading		98,735.26
Transactions not booked		0.00	Net Exposure		129,874.00
Account value		100,034.00	Exposure Coverage		77.0 %
			Margin Utilisation		1 %

7.2) Under “Open Positions”, investors can manage your positions. In “Open Positions”, click on the (+) sign to see position details and expand selection with the following below:

Close position

Place a limit order

Place a stop order

Instrument	Value Date	L/S	Amount	Open Price	Current Price	P/L	P/L in USD	% Price
EURUSD		Long	100,000	1.29840	1.29874	34 USD	34	0.03 %
EURUSD	29-Nov-2012	Bought	100,000	1.29840	1.29874	34 USD	34	0.03 %

Last but not least, if you have any question regarding to using “SCBS GLOBAL TRADE” please feel free to contact our International Securities Department

E-MAIL: [offshore@scb.co.th](mailto:offshore@scb.co.th)

TEL: 02-949-1225